

Passo a passo - Pesquisar Ônibus

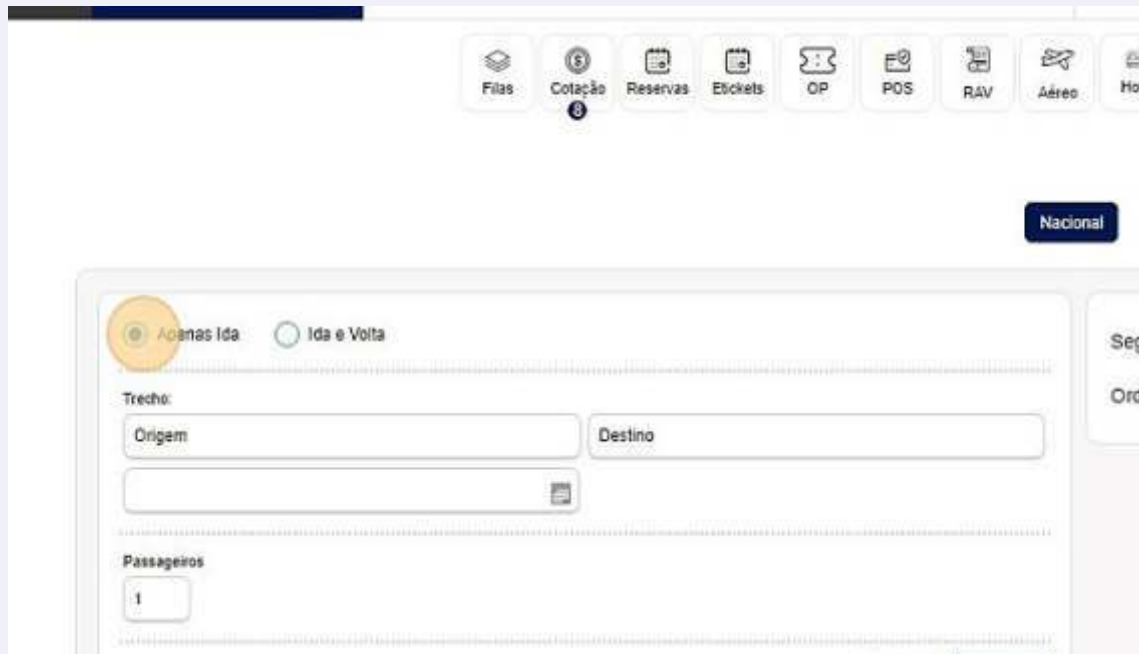
1 Acesse: <https://www.brtconsolidadora.com.br/>

2 Faça Login

3 Clique no campo "Ônibus"

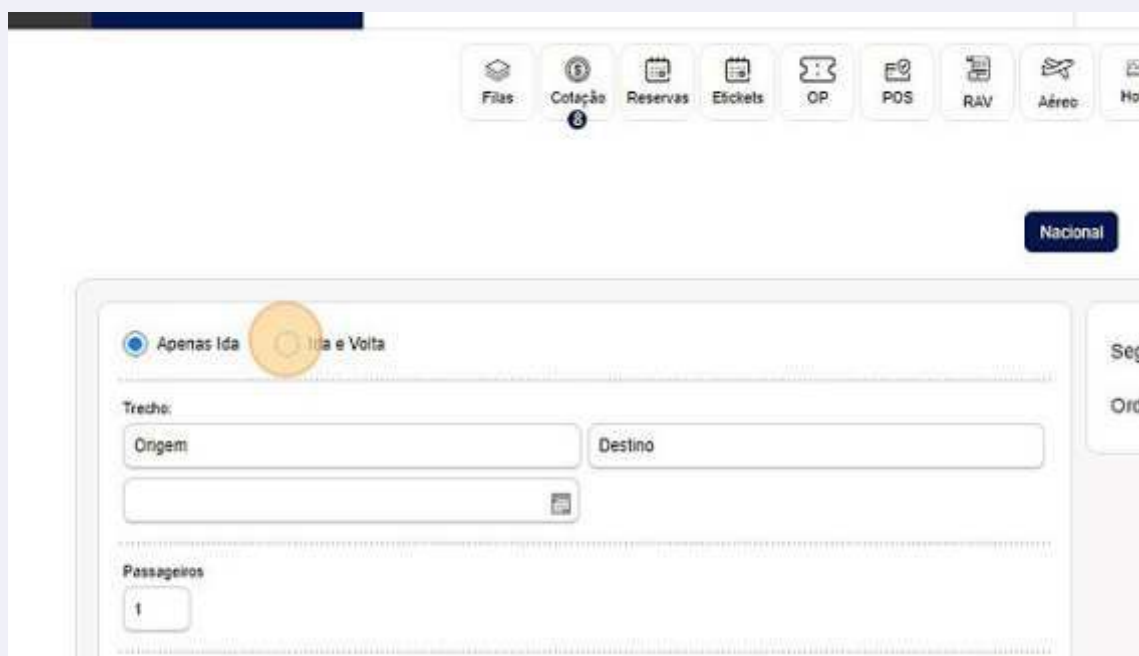


4 Clique nesse campo se a passagem for apenas de Ida.



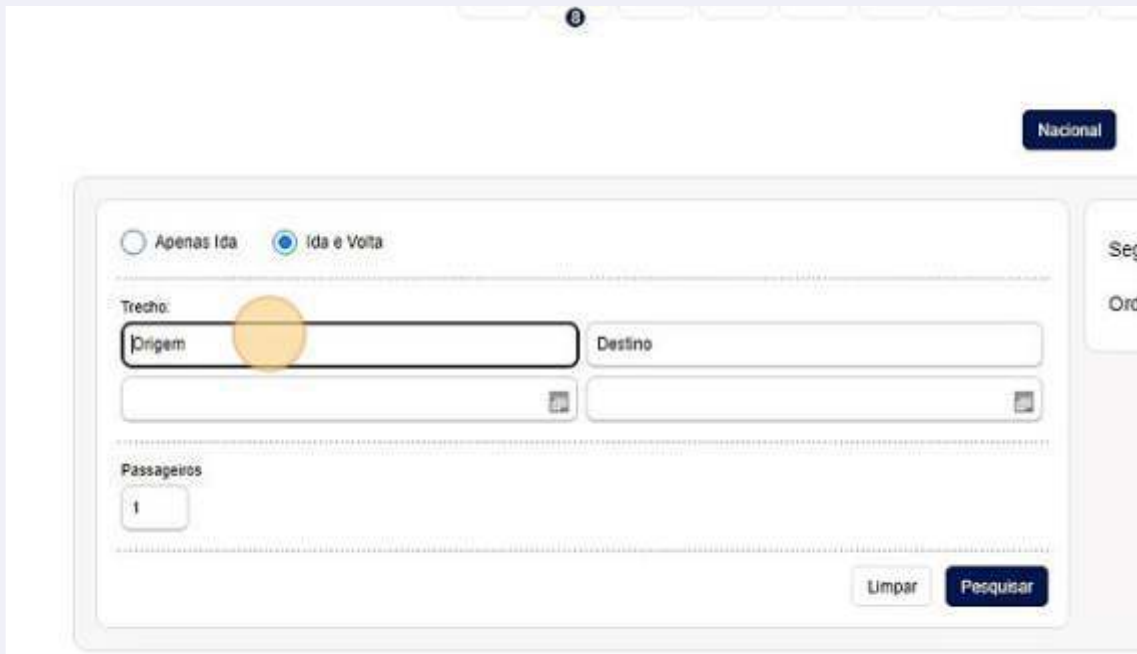
The screenshot shows the BRT portal search interface. At the top, there is a navigation bar with icons for Filas, Cotação, Reservas, E tickets, OP, POS, RAV, Aéreo, and Hotéis. Below this is a 'Nacional' button. The main search form has two radio buttons: 'Apenas Ida' (selected) and 'Ida e Volta'. Under 'Trecho:', there are input fields for 'Origem' and 'Destino'. Below that is a 'Passageiros' field with the value '1'.

5 Clique nesse campo se a passagem for Ida e Volta.



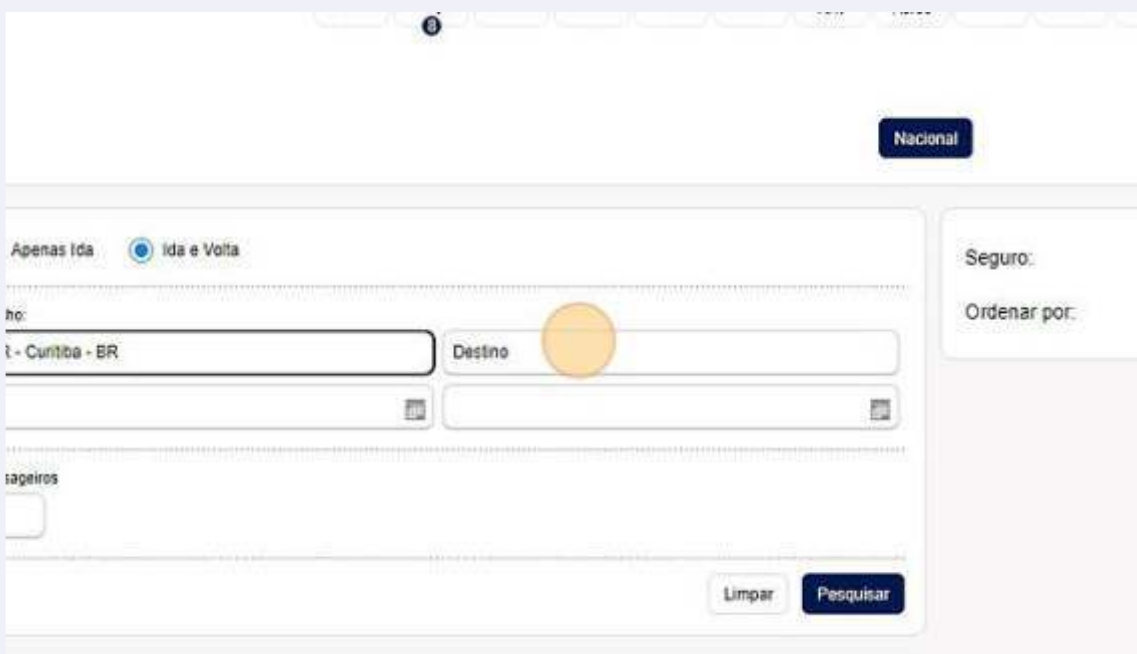
The screenshot shows the BRT portal search interface. At the top, there is a navigation bar with icons for Filas, Cotação, Reservas, E tickets, OP, POS, RAV, Aéreo, and Hotéis. Below this is a 'Nacional' button. The main search form has two radio buttons: 'Apenas Ida' and 'Ida e Volta' (selected). Under 'Trecho:', there are input fields for 'Origem' and 'Destino'. Below that is a 'Passageiros' field with the value '1'.

6 Clique no campo "Origem" para colocar cidade de saída.



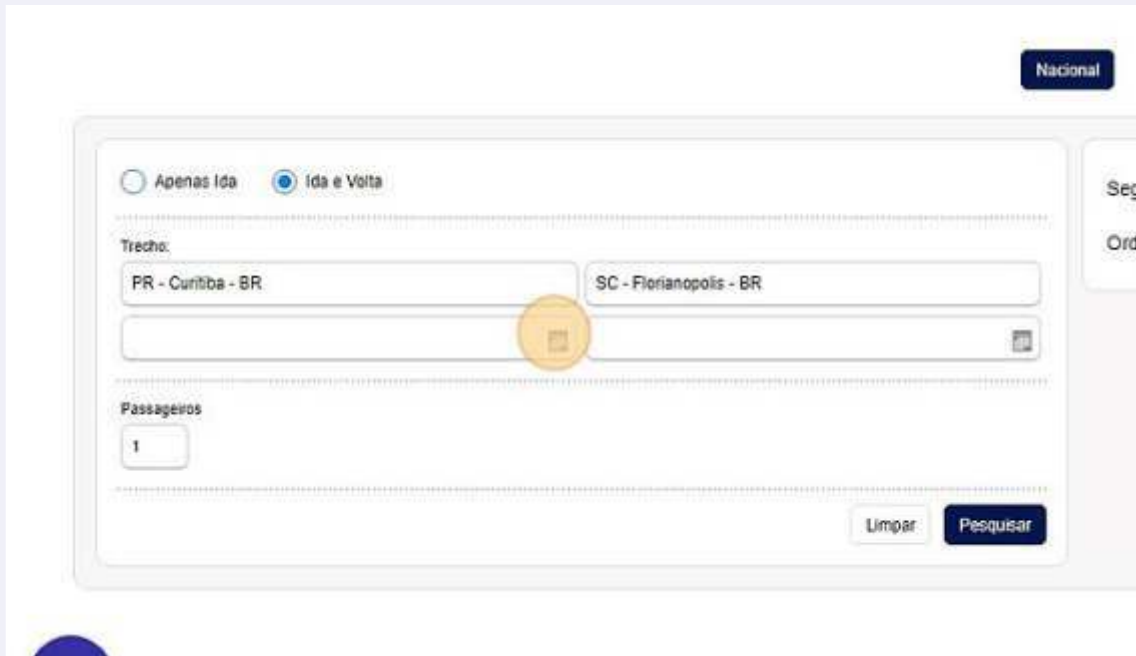
The screenshot shows a flight search interface. At the top right, there is a button labeled "Nacional". Below it, there are radio buttons for "Apenas Ida" and "Ida e Volta", with "Ida e Volta" selected. The "Trecho:" section contains two input fields: "Origem" and "Destino". The "Origem" field is highlighted with a yellow circle. Below these fields are two smaller input fields with calendar icons. The "Passageiros" section has a dropdown menu showing "1". At the bottom right, there are "Limpar" and "Pesquisar" buttons.

7 Clique no campo Destino, para colocar cidade de chegada.



The screenshot shows the same flight search interface as in step 6. The "Destino" field is now highlighted with a yellow circle. The "Origem" field now contains the text "Curitiba - BR". The "Passageiros" dropdown menu is still set to "1". The "Limpar" and "Pesquisar" buttons are visible at the bottom right.

8 Clique nesse campo para colocar data de saída



Nacional

Apenas Ida Ida e Volta

Trecho:

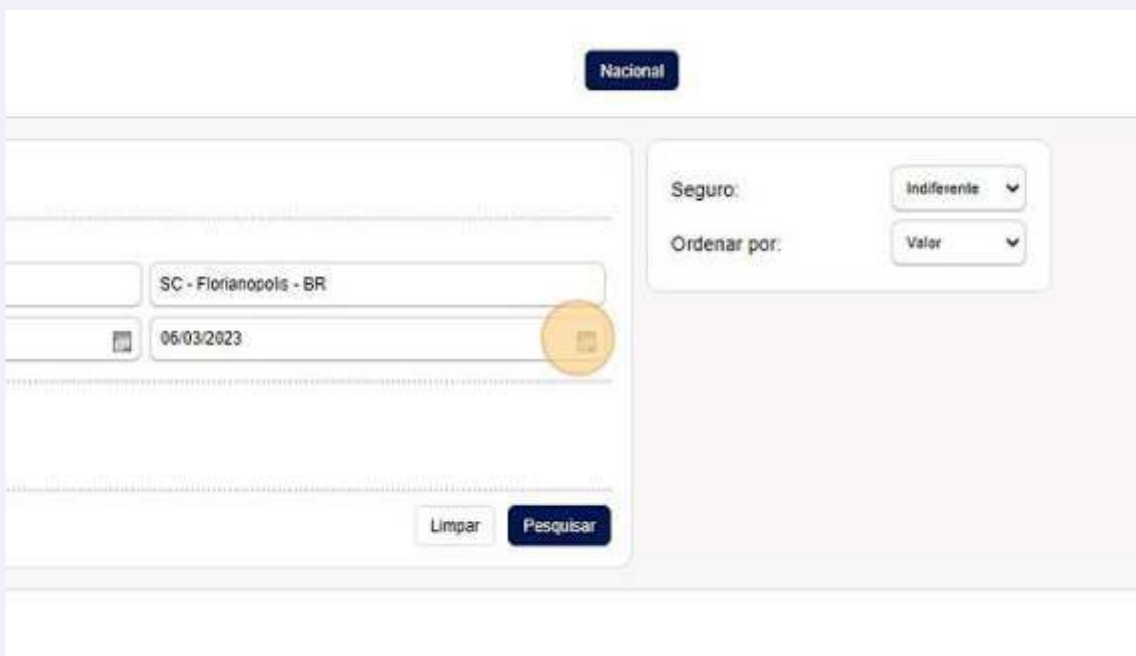
PR - Curitiba - BR SC - Florianópolis - BR

Passageiros

1

Limpar Pesquisar

9 Clique nesse campo para colocar data de chegada



Nacional

Seguro: Indiferente

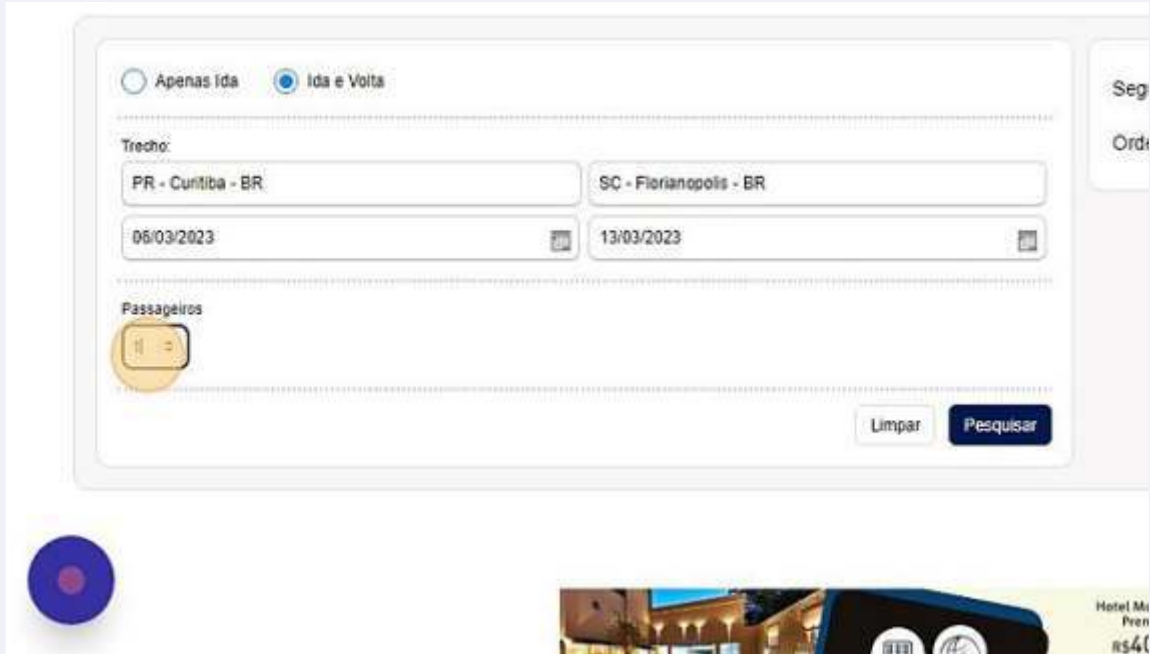
Ordenar por: Valor

SC - Florianópolis - BR

06/03/2023

Limpar Pesquisar

10 Clique nesse campo para colocar quantidade de passageiros



Apenas Ida Ida e Volta

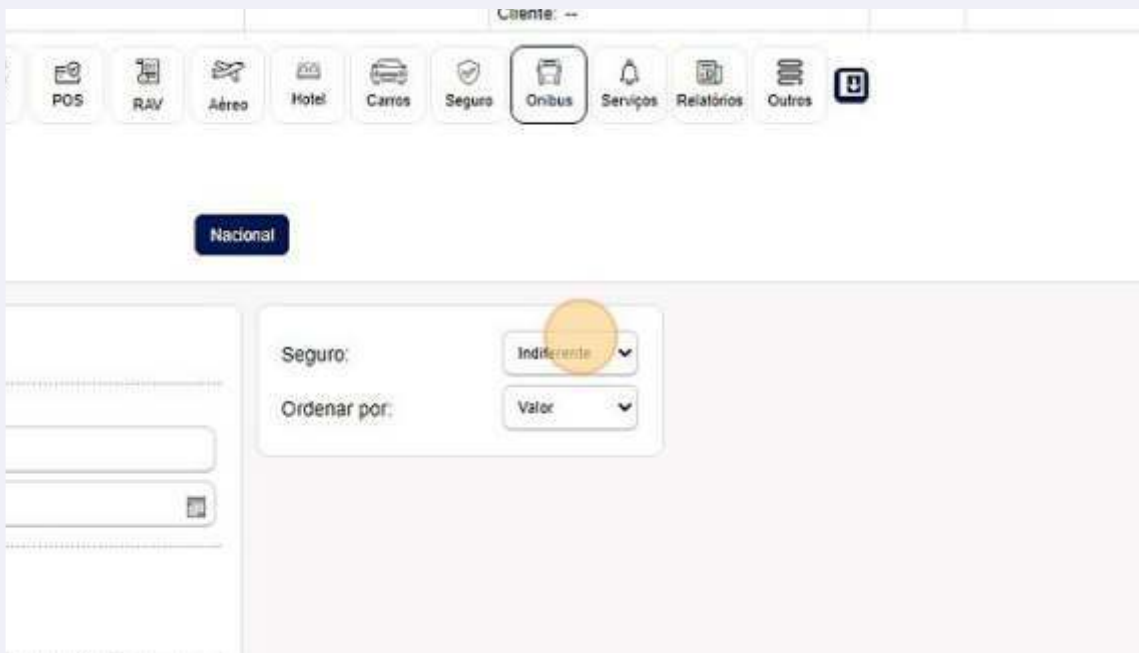
Trecho:
PR - Curitiba - BR SC - Florianópolis - BR

06/03/2023 13/03/2023

Passageiros

Limpar Pesquisar

11 Clique nesse campo caso queira pesquisar com seguro



Cliente: --

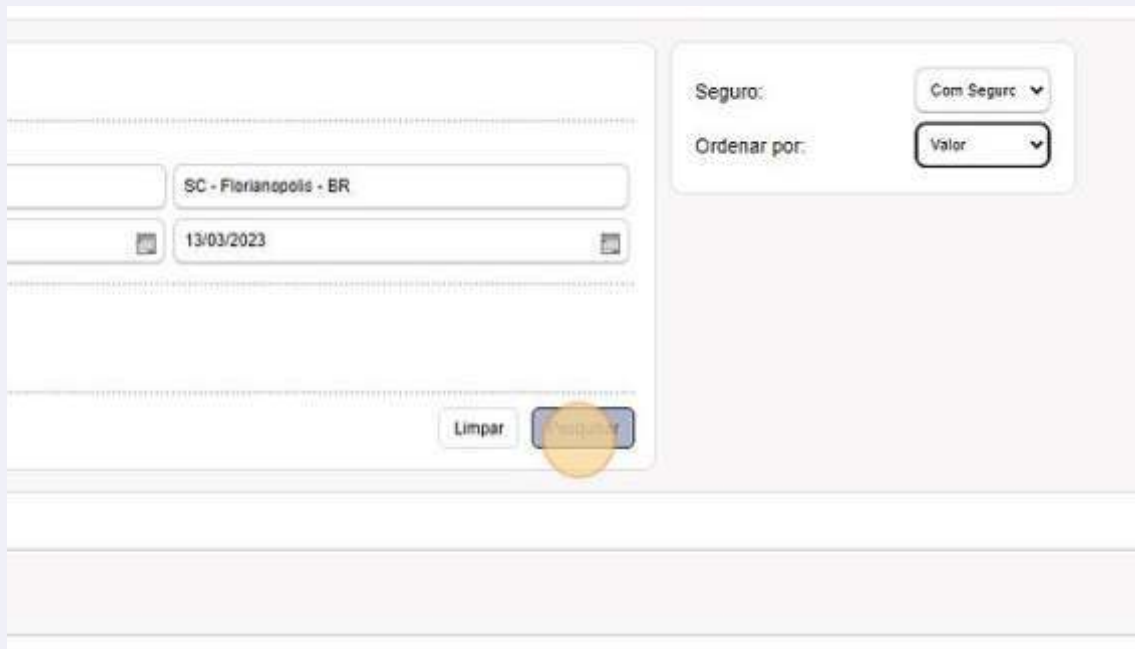
POS RAV Aéreo Hotel Carros Seguro **Onibus** Serviços Relatórios Outros

Nacional

Seguro: Indiferente

Ordenar por: Valor

12 Clique nesse campo para realizar a pesquisa



13 Clique nesse campo para salvar a cotação

Partida	Chegada	Classe	Com Seguro	Tarifa	Taxa	Seguro	Total	
06 Mar 05:00h	06 Mar 10:20h	Semileito - C/AR	-	R\$ 161,54	R\$ 0,00	R\$ 0,00	R\$ 161,54	✈
06 Mar 16:20h	06 Mar 21:45h	Semileito - C/AR	-	R\$ 161,54	R\$ 0,00	R\$ 0,00	R\$ 161,54	✈
06 Mar 05:00h	06 Mar 10:20h	Semileito - C/AR	-	R\$ 169,29	R\$ 0,00	R\$ 0,00	R\$ 169,29	✈
06 Mar 16:20h	06 Mar 21:45h	Semileito - C/AR	-	R\$ 169,29	R\$ 0,00	R\$ 0,00	R\$ 169,29	✈
06 Mar 05:00h	06 Mar 10:20h	Semi leito com ar	✔	R\$ 131,38	R\$ 30,88	R\$ 19,90	R\$ 182,16	📌
06 Mar 16:20h	06 Mar 21:45h	Semi leito com ar	✔	R\$ 137,68	R\$ 32,36	R\$ 19,90	R\$ 189,94	✈
06 Mar 05:00:00h	06 Mar 10:20:00h	SEMILEITO	✔	R\$ 131,38	R\$ 39,42	R\$ 19,90	R\$ 190,70	✈
06 Mar 16:20:00h	06 Mar 21:45:00h	SEMILEITO	✔	R\$ 131,38	R\$ 39,42	R\$ 19,90	R\$ 190,70	✈
06 Mar 16:20h	06 Mar 21:45h	Semi-leito	✔	R\$ 156,62	R\$ 36,80	R\$ 19,90	R\$ 213,32	✈
06 Mar 15:00h	06 Mar 18:31h	Semileito	-	R\$ 216,16	R\$ 0,00	R\$ 0,00	R\$ 216,16	✈

14 Clique nesse campo para fazer reserva da passagem.

Sistema	Empresa	Origem	Destino	Partida
	ClickBus Eucatur	Curitiba, PR	Florianópolis, SC	06 Mar 05:0
	ClickBus Eucatur	Curitiba, PR	Florianópolis, SC	06 Mar 16:2
	ClickBus Eucatur	Curitiba, PR	Florianópolis, SC	06 Mar 05:0
	ClickBus Eucatur	Curitiba, PR	Florianópolis, SC	06 Mar 16:2
	RODOVIÁRIA EUCATUR	Curitiba (PR)	Florianópolis (SC)	06 Mar 05:0
	RODOVIÁRIA EUCATUR	Curitiba (PR)	Florianópolis (SC)	06 Mar 16:2
	Eucatur	Curitiba, PR - Rodoviária	Florianópolis, SC - Rodoviária	06 Mar 05:00
	Eucatur	Curitiba, PR - Rodoviária	Florianópolis, SC - Rodoviária	06 Mar 16:20
	SOLIMÕES SOLIMÕES	Curitiba (PR)	Florianópolis (SC)	06 Mar 16:2
	ClickBus Brasil Sul	Curitiba, PR	Florianópolis, SC	06 Mar 15:0

15 Clique nesse campo para prosseguir com a reserva

Classe	Com Seguro	Tarifa	Taxa	Seguro	Total	Remover
Semi leito com ar		R\$ 131,38	R\$ 30,88	R\$ 19,90	R\$ 192,16	

[Prosseguir](#)

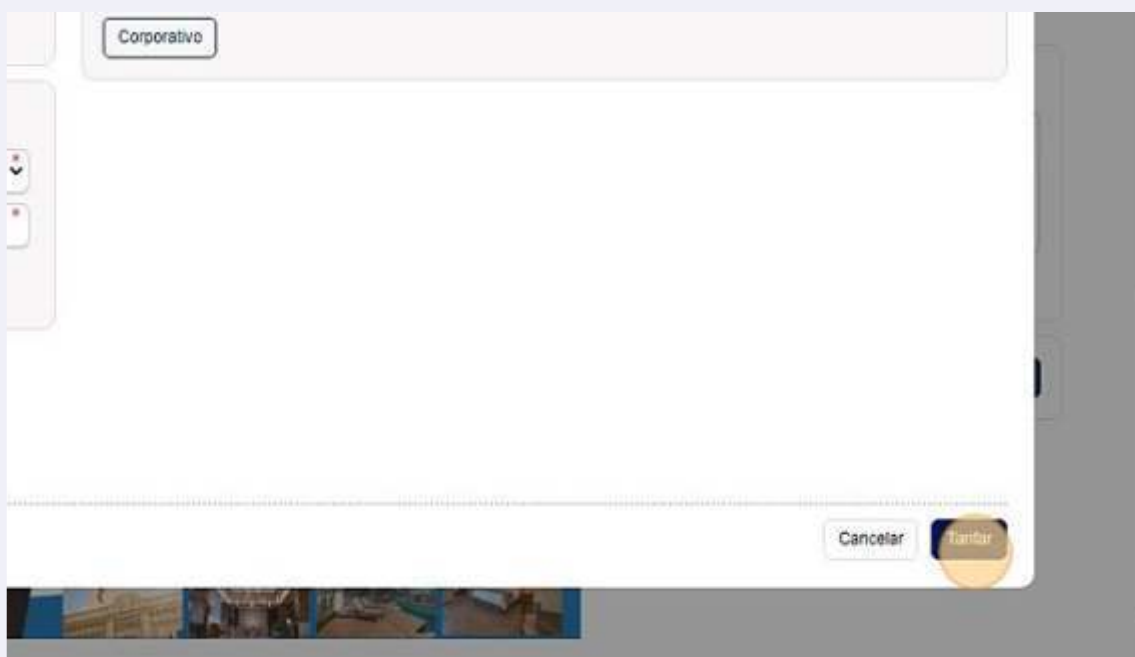
OPÇÕES DE HOSPEDAGENS DA REDE ATLÂNTICA

omfort a Paulista	Quality Hotel e Suites Brasília	Go Inn Vitória	Fit Transamérica Recife
388,51	R\$330,41	R\$240,97	R\$261,45

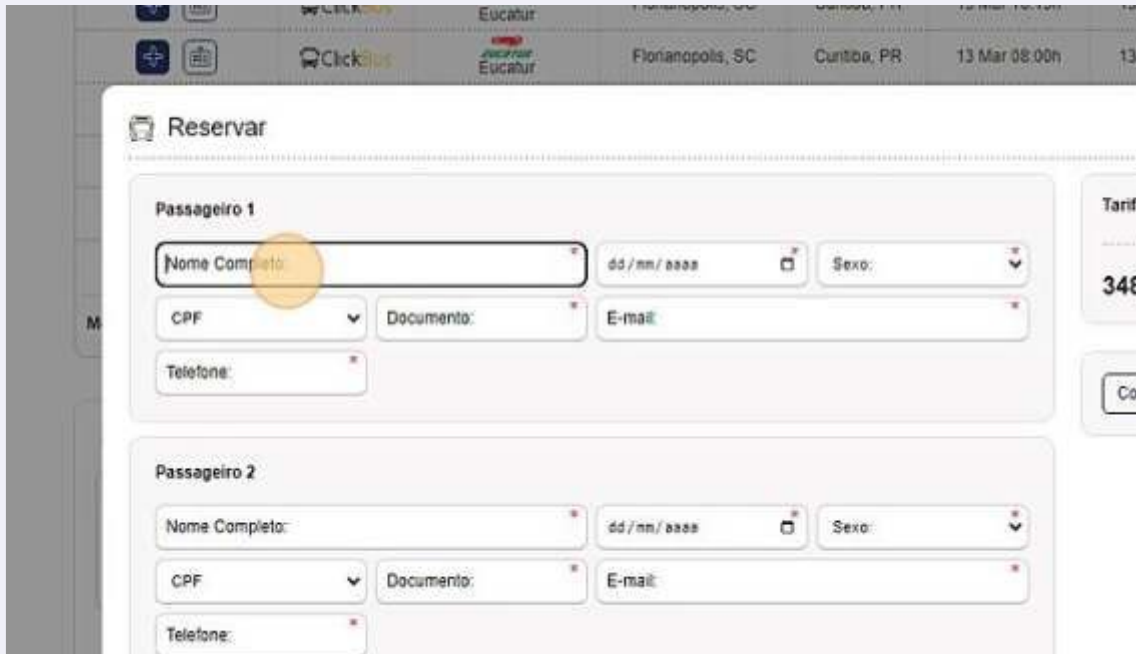
16 Escolha o assento no ônibus e depois prossiga



17 Clique no campo "Tarifar"



18 Preencha com os dados do passageiro



The screenshot shows a web form titled "Reservar" with two sections for passenger information. Each section includes fields for "Nome Completo", "CPF", "Documento", "E-mail", and "Telefone". There are also date and sex selection fields. A yellow circle highlights the "Nome Completo" field in the first passenger section.

19 Clique nesse campo para colocar a forma de pagamento



The screenshot shows the "Pagamento da reserva" section. It includes a "Forma:" dropdown menu with "Forma de Pagamento" selected. Below it is a text box for the amount, which is "Valor: BRL 439,86". A yellow circle highlights the dropdown menu. At the bottom, there are "Cancelar" and "Reservar" buttons.

20 Clique em Reservar



The screenshot displays a web interface for a reservation. At the top, there are three booking options: 'Corporativo', 'Booking 1:', 'Booking 2:', and 'Booking 3:'. Below this, the 'Pagamento da reserva' section is visible. It contains a dropdown menu for 'Forma:' with 'Faturado' selected. Below the dropdown, there is a 'Faturado' label and a text box containing 'Faturado' and 'Valor: BRL 439,86'. At the bottom right of the form, there are two buttons: 'Cancelar' and 'Reservar'. The 'Reservar' button is highlighted with a yellow circle, indicating the next step in the process. Below the form, there is a horizontal strip of images showing a resort or hotel property.