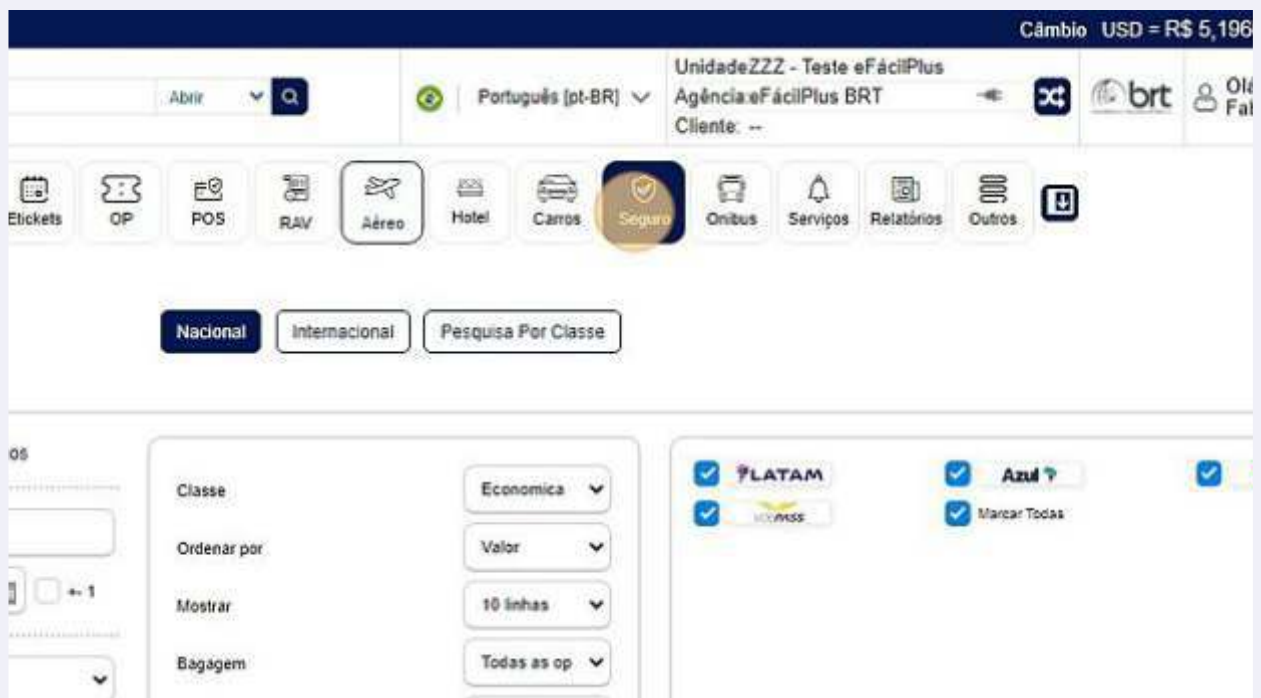


## Passo a passo - Pesquisar Seguro

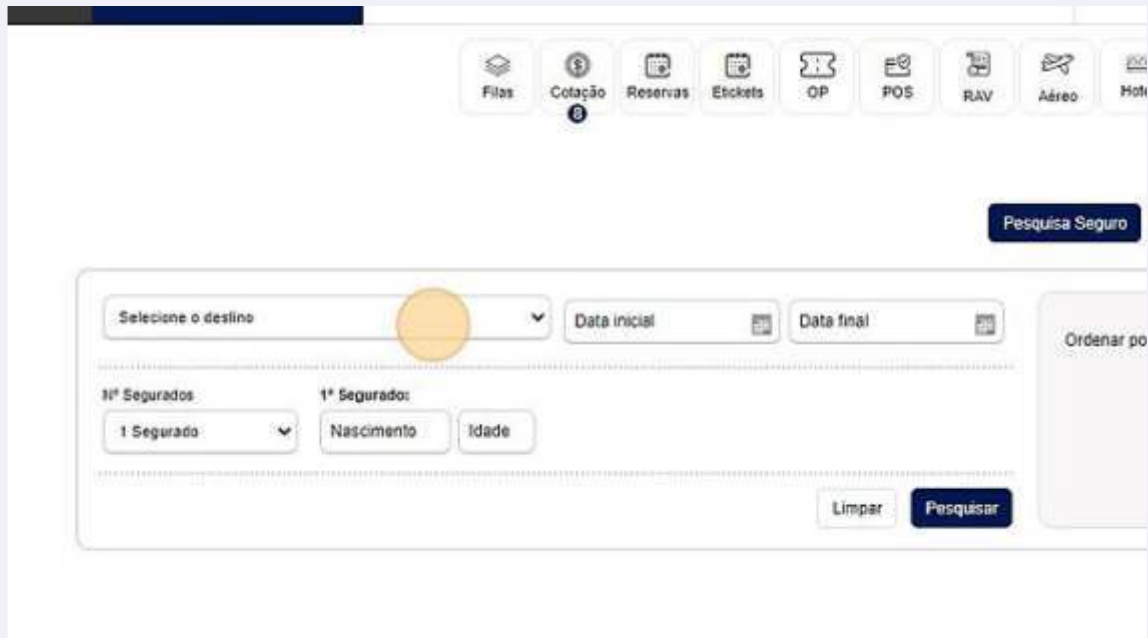
1 Acesse: <https://www.brtconsolidadora.com.br/>

2 Faça Login

3 Clique no campo "Seguro"

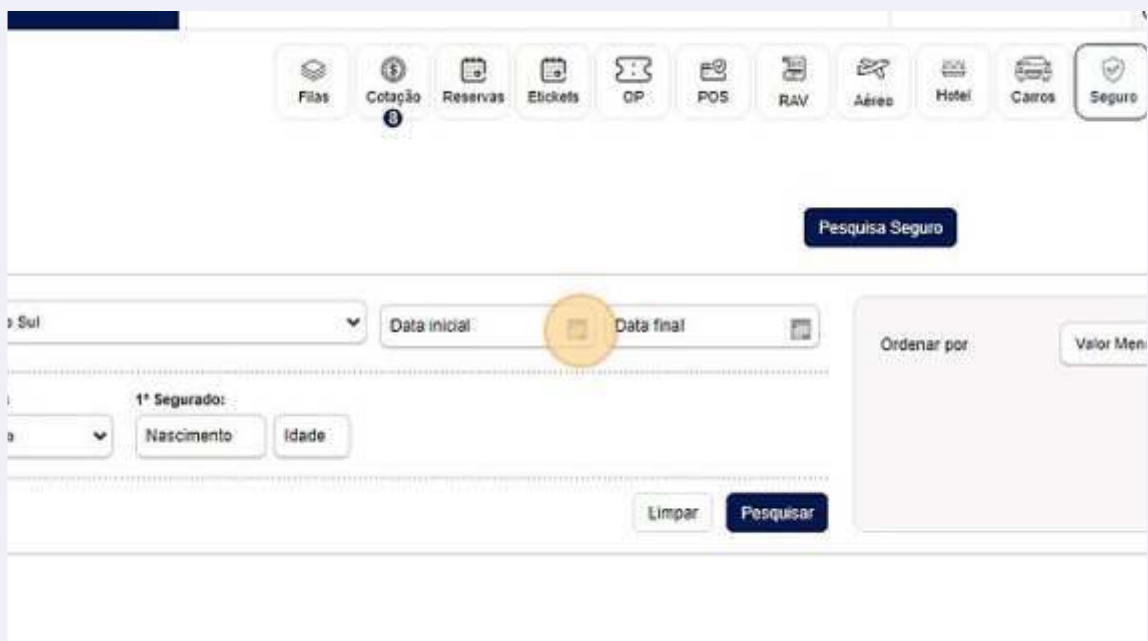


4 Clique neste campo para escolher Continente de destino.



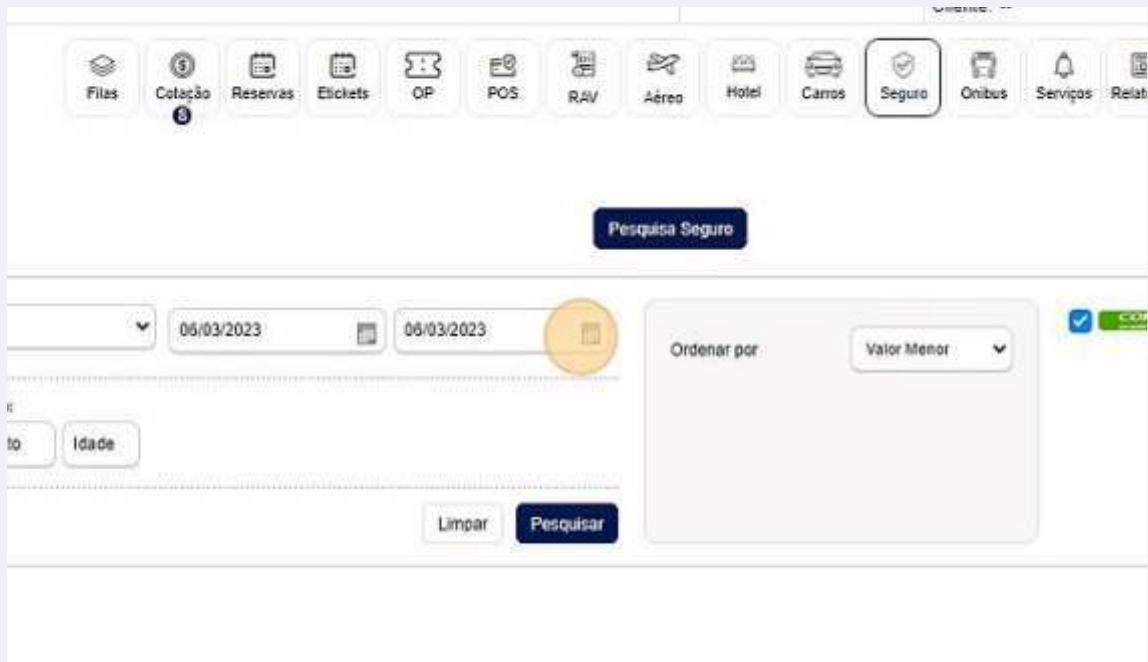
The screenshot shows the search interface of the BRT portal. At the top, there is a navigation bar with icons for Filas, Cotação, Reservas, Etickets, OP, POS, RAV, Aéreo, and Hotel. Below this is a search bar with a 'Pesquisa Seguro' button. The main search form includes a dropdown menu for 'Selecione o destino' (highlighted with a yellow circle), 'Data inicial' and 'Data final' date pickers, and a section for '1º Segurado' with fields for 'Nascimento' and 'Idade'. At the bottom of the form are 'Limpar' and 'Pesquisar' buttons.

5 Clique neste campo para escolher data de início.



The screenshot shows the search interface of the BRT portal. At the top, there is a navigation bar with icons for Filas, Cotação, Reservas, Etickets, OP, POS, RAV, Aéreo, Hotel, Carros, and Seguro. Below this is a search bar with a 'Pesquisa Seguro' button. The main search form includes a dropdown menu for 'Selecione o destino', 'Data inicial' and 'Data final' date pickers (with 'Data inicial' highlighted by a yellow circle), and a section for '1º Segurado' with fields for 'Nascimento' and 'Idade'. At the bottom of the form are 'Limpar' and 'Pesquisar' buttons.

6 Clique neste campo para escolher data de término.



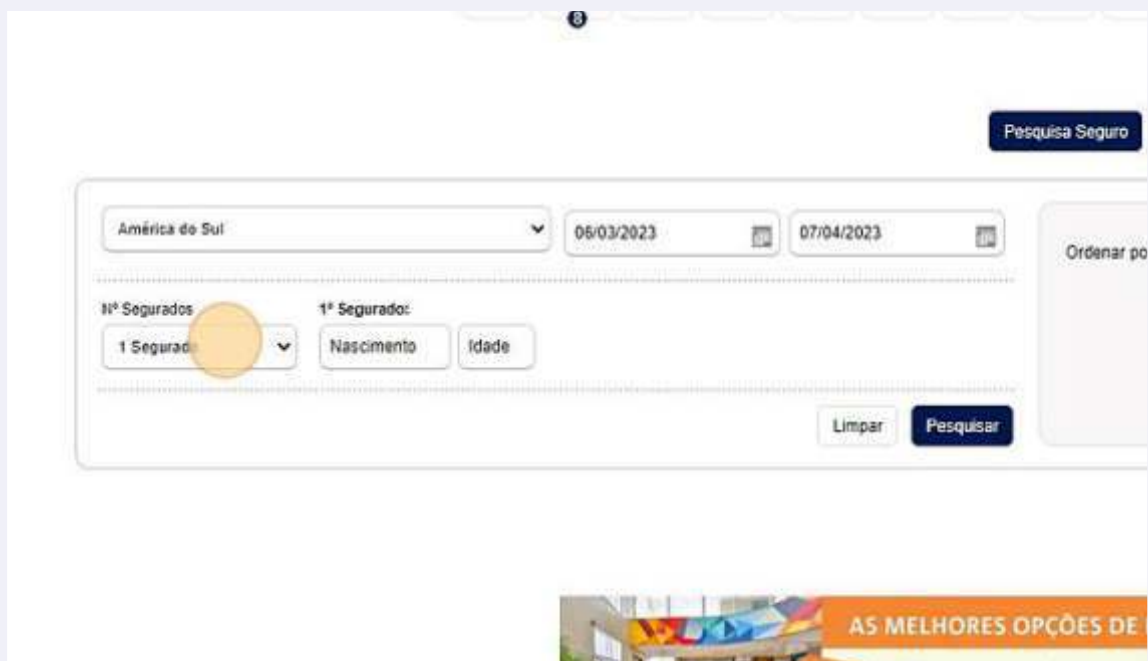
Navigation menu: Filas, Coleção, Reservas, E tickets, OP, POS, RAV, Aéreo, Hotel, Carros, Seguro, Onibus, Serviços, Relat.

Search filters:

Ordering: Ordenar por: Valor Menor

Buttons: Limpar, Pesquisar

7 Clique para escolher nº de segurados.



Search filters:

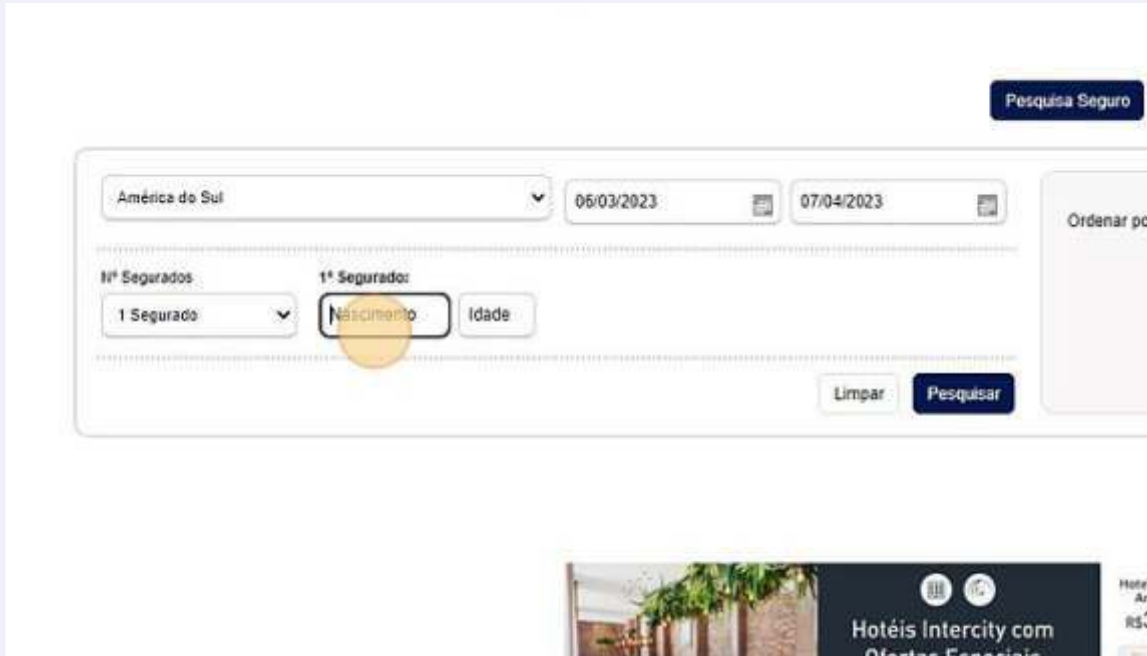
Ordering: Ordenar por

Number of insured: Nº Segurados: 1 Segurado

Buttons: Limpar, Pesquisar

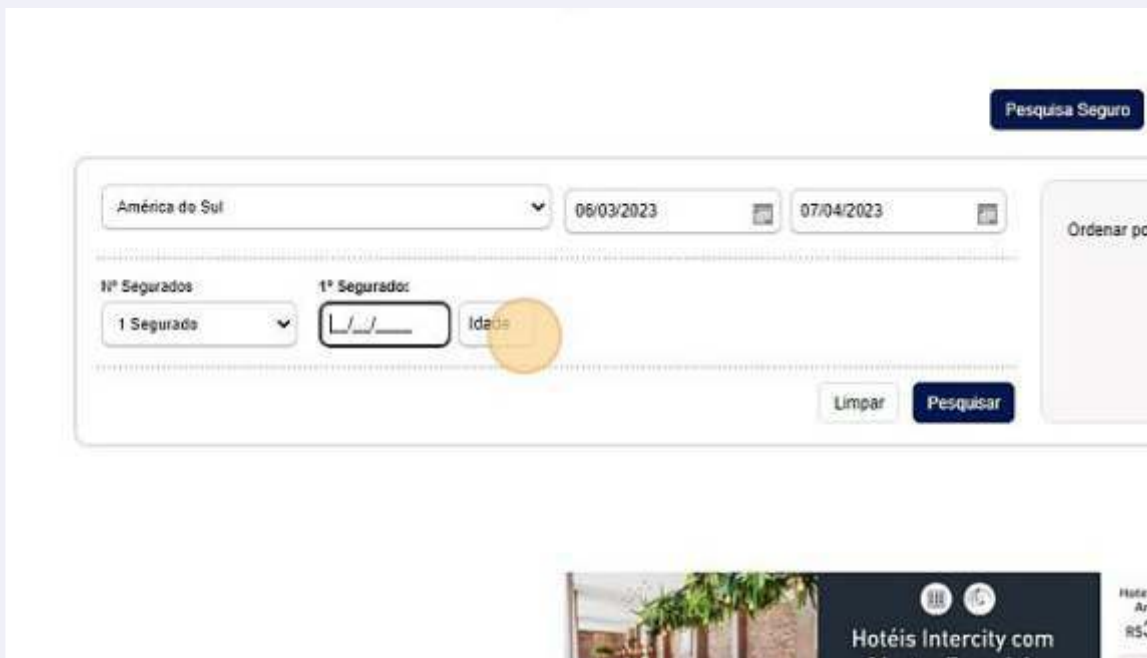
AS MELHORES OPÇÕES DE

8 Clique para colocar data de Nascimento.



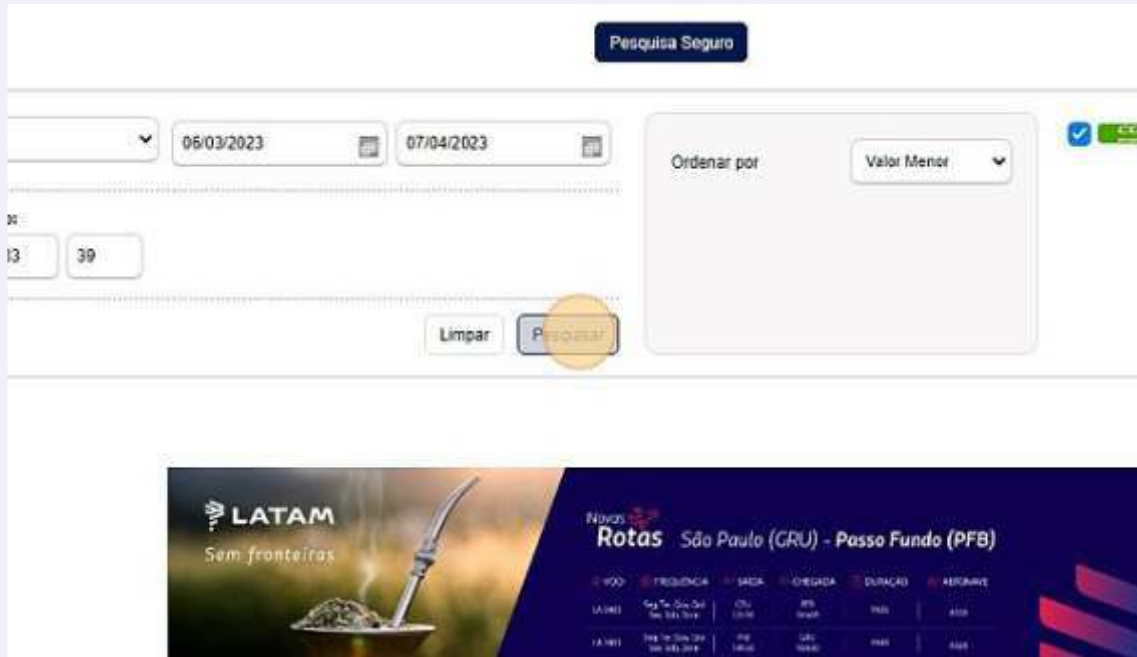
A screenshot of a search interface for travel insurance. At the top right is a dark blue button labeled "Pesquisa Seguro". Below it is a search form with several fields: a dropdown menu set to "América do Sul", two date pickers showing "06/03/2023" and "07/04/2023", and a "Ordenar por" dropdown. Underneath, there are two sections: "Nº Segurados" with a dropdown set to "1 Segurado", and "1º Segurado:" with two input fields, "Nascimento" and "Idade". The "Nascimento" field is highlighted with a yellow circle. At the bottom right of the form are "Limpar" and "Pesquisar" buttons. Below the form is a banner for "Hotéis Intercity com Ofertas Especiais".

9 Clique para colocar idade do segurado.



A screenshot of the same search interface as above. In this view, the "Idade" field under "1º Segurado:" is highlighted with a yellow circle. All other elements, including the "Pesquisa Seguro" button, date pickers, and "Pesquisar" button, remain the same.

10 Clique neste campo para realizar pesquisa.



11 Clique neste campo para fazer apenas uma cotação.



**12** Clique nesse campo para fazer a compra do seguro.

SEGURO DE BAGAGEM			
SEGURO DE CANCELAMENTO DE VOO (ACIMA DE 60 DIAS)			
SEGURO DE VIAGEM - PLUS REASON OU			
			
			
	USD 67,65 / R\$ 351,51	USD 75,24 / R\$ 390,95	USD 77,22 / R\$ 401,22
	 	 	 

SEGUROS E  
MELHOR PLANO